

# PARTS LIST

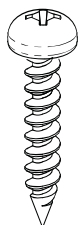
\* SEE DRAWING PARTS NEXT PAGE

ITEM	DESCRIPTION
AA	POOL WALL
BB	BOLT & NUT FOR WALL & TENSION STRAPS 1/4" X 5/8" (6,35 mm X 15,88 mm)
DD	COPING (OPTIONAL)
A	LEDGE - ROUND SECTION
B	LEDGE - STRAIGHT SECTION
C	BOTTOM CONNECTOR
D	UPRIGHT
E	TOP CONNECTOR
F	TOP CAP
G	BOTTOM TRACK - ROUND SECTION
H	TOP CONNECTOR - STRAIGHT SECTION
J	BOTTOM TRACK - STRAIGHT SECTION
K	TOP TRACK - ROUND SECTION
L	TOP TRACK - STRAIGHT SECTION
M	CAP EXTENSION - ROUND SECTION
<b>BUTTRESS ASSEMBLY</b>	
O	BUTTRESS POST
P	CAP EXTENSION - STRAIGHT SECTION
S	FOOT BEAM
T	SPLICE BRACKET
N	PRESSURE PLATE
UB	SPACER
U	BOLT 1/2" X 3" (12,7 mm X 76,2 mm)
UU	NUT 1/2" (12,7 mm)
V	WASHER 1/2" (12,7 mm)
BA	BOLT CAP COVER
BC	STYROFOAM BLOCK
Y	TENSION STRAP
Z	STANDARD SCREW SILVER 1"
ZG	GOLD SCREW

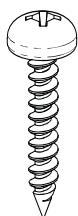
**BB**



**Z**  
**(silver)**



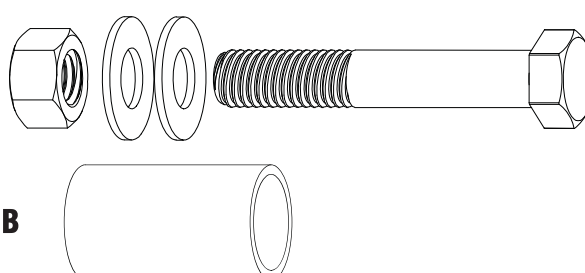
**ZG**



**UU**

**V**

**U**



**UB**

# PARTS LIST (continued)

## Straight section

## Round section

