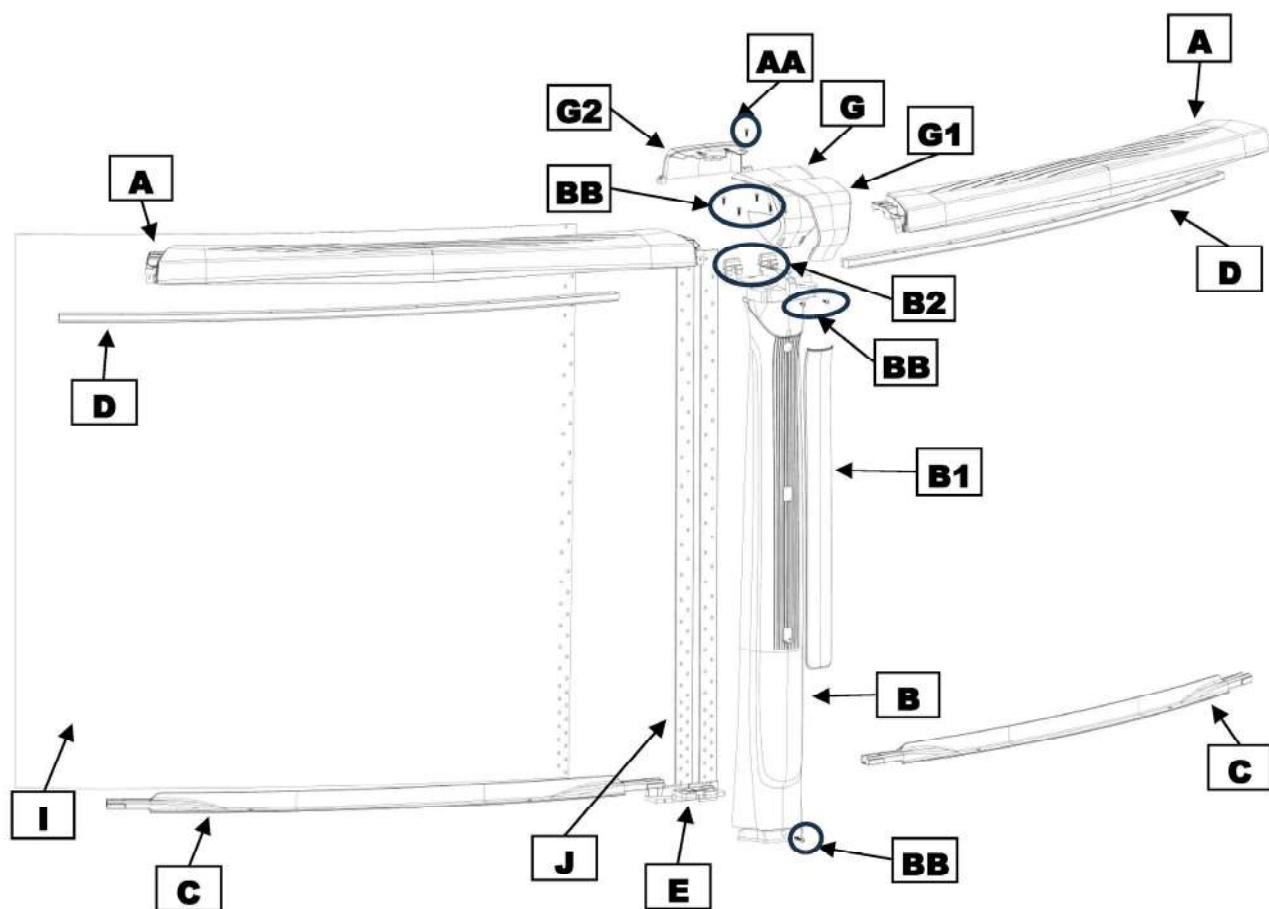


Section 1

GENERAL INSTRUCTIONS - OVAL POOLS GROUND PREPARATION

PARTS LISTING

AURORA
PAUR-54RRRRRR330
Round



IMPORTANT NOTE:

Make sure you have all the parts necessary before you start installation.

Section 1

GENERAL INSTRUCTIONS - OVAL POOLS GROUND PREPARATION

PARTS LISTING

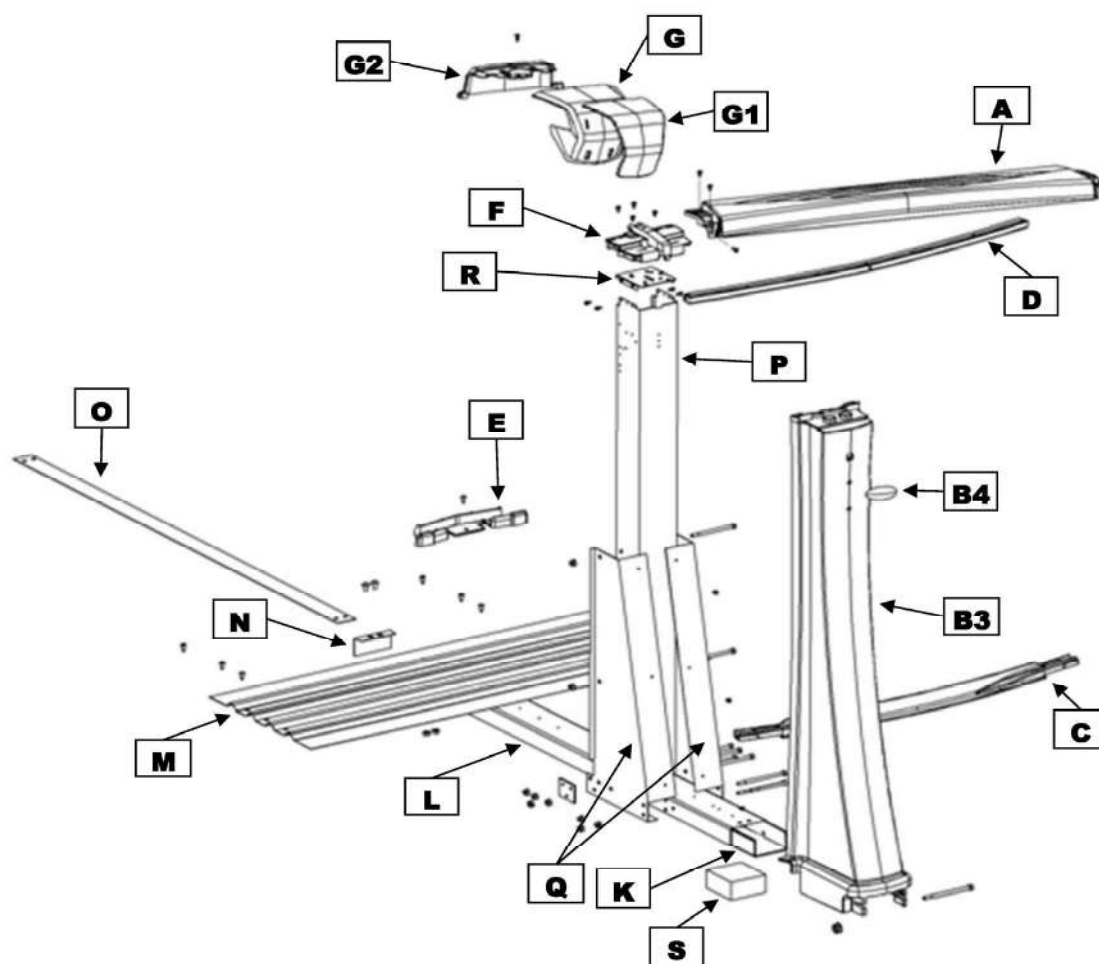
AURORA

PAUR-YM52RRRRRR330

Yardmore

Straight Section Parts

(Please see next diagram for hardware identification)



Section 1

GENERAL INSTRUCTIONS - OVAL POOLS GROUND PREPARATION

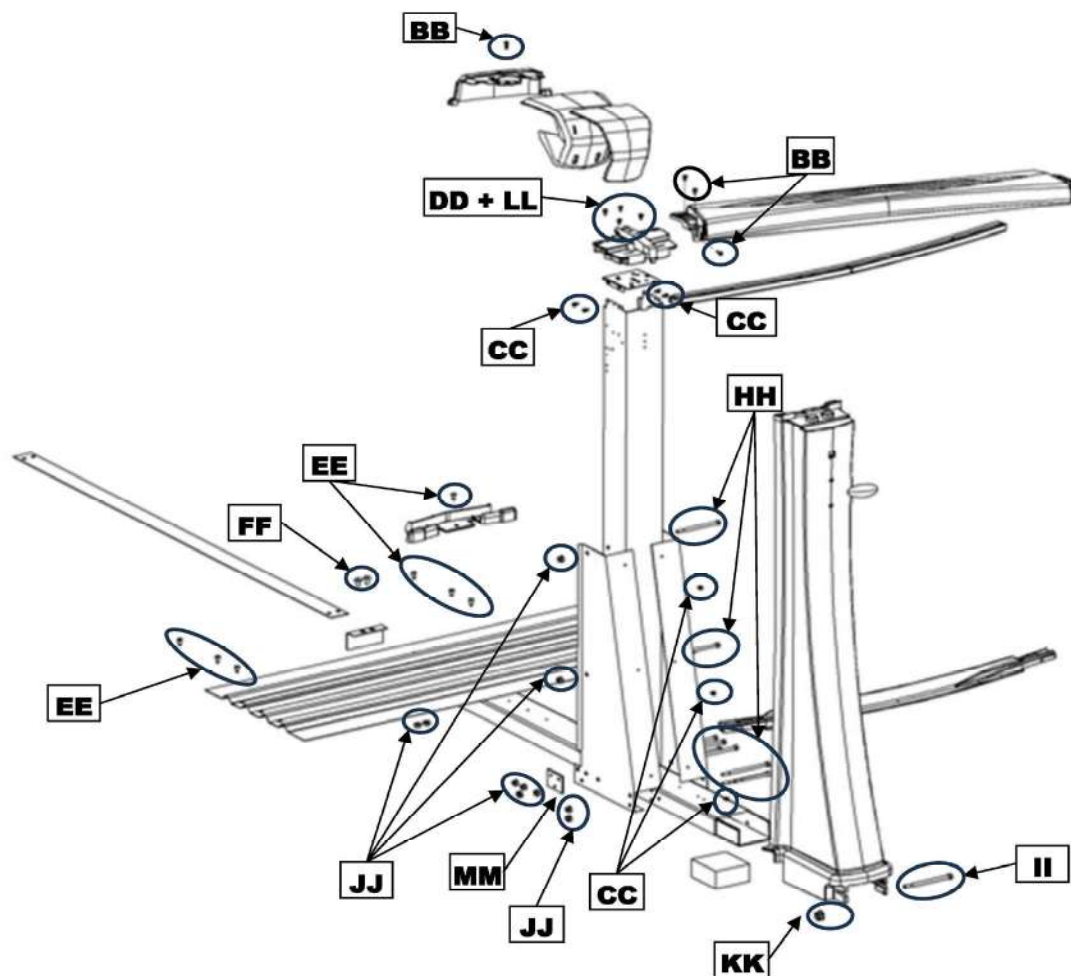
PARTS LISTING

AURORA

PAUR-YM52RRRRRR330

Yardmore

Straight Section Hardware



Section 1

GENERAL INSTRUCTIONS - OVAL POOLS GROUND PREPARATION

PARTS LISTING

Product Description:	Aurora Oval
Product Code:	PAUR-YM54RRRRRR330

Revised Sept 2025

Quantity required for installation (by pool size)

Index #	Description	Part #	1220	1224	1526	1530	1833	1840
A	Top Ledge (round section)	10148360000	4	4	12	12	14	14
A	Top ledge (12')	10148360010	6	6				
A	Top Ledge (straight section)	10148360042	2	4	4	6	6	10
B	Upright	10248440004	8	8	10	10	12	12
B1	Upright - insert	13057440010	8	8	10	10	12	12
B2	Upright - clip	6ADP10900A00	16	16	20	20	24	24
B3	Upright - cover (straight section)	10248000004	4	6	6	8	8	12
B4	Upright - blank logo (straight section)	13048000000	8	8	6	8	8	12
C	Bottom rail (round section)	1081547000000	6	6	8	8	10	10
C	Bottom rail (straight section)	10847000042	2	4	4	6	6	10
C	Bottom rail (transition section - right)	1081547000020	2	2	2	2	2	2
C	Bottom rail (transition section - left)	1081547000030	2	2	2	2	2	2
D	Stabilizer (round section)	1071507160000	6	6	8	8	10	10
D	Stabilizer (straight section)	10747000042	2	4	4	6	6	10
D	Stabilizer (transition)	1071507160010	4	4	4	4	4	4
E	Bottom plate	11207100000	8	8	10	10	12	12
E	Bottom plate (straight section)	10447000000	4	6	6	8	8	12
F	Top plate (straight section)	1040033A01	4	6	6	8	8	12
G	Ledge cover (round section)	10348440000	8	8	10	10	12	12
G	Ledge cover (straight section)	10348440001	4	6	6	8	8	12
G1	Ledge cover - insert	13057440020	8	8	10	10	12	12
G1	Ledge cover - insert (straight section)	13057440030	4	6	6	8	8	12
G2	Ledge cover - back	10348440010	12	14	16	18	20	24
I	Wall		1	1	1	1	1	1
J	Wall Joiner bars	209031	2	2	2	2	2	2
K	Under channel	15933	4	6	6	8	8	12
L	Steel strap end channel	16539	4	6	6	8	8	12
M	Steel pressure plate	16549	4	6	6	8	8	12
N	Oval channel end cap	22726	4	6	6	8	8	12
O	Strap 12'	16724	4	6				
O	Strap 15'	16725			9	12		
O	Strap 18'	16726					12	18
P	Upright - steel (straight section)	22151	4	6	6	8	8	12
Q	Right gusset	16375	4	6	6	8	8	12
Q	Left gusset	16374	4	6	6	8	8	12
R	Top plate - metal (straight section)	10136R	4	6	6	8	8	12
S	Foam block	29917	4	6	6	8	8	12
	Installation / Warranty bag	SACWBIAUR	1	1	1	1	1	1

Section 1

GENERAL INSTRUCTIONS - OVAL POOLS GROUND PREPARATION

PARTS LISTING

Product Description:	Aurora Oval
Product Code:	PAUR-YM54RRRRRR330

Revised Sept 2025

Quantity required for installation (by pool size)

Index #	Description	Part #	1220	1224	1526	1530	1833	1840
-	Hardware bag	1051220380	1					
-	Hardware bag	1051224380		1				
-	Hardware bag	1051526380			1			
-	Hardware bag	1051530380				1		
-	Hardware bag	1051833380					1	
-	Hardware bag	1051840380						1
QUANTITIES PER HARDWARE BAG :								
AA	Screw - stainless steel - #12 x 1 1/2"	2PPS112	8	8	10	10	12	12
BB	Screw - stainless steel - #12 x 3/4"	V12X34	90	103	117	131	145	173

Index #	Description	Part #	1220	1224	1526	1530	1833	1840
-	Hardware bag	10522111	1					
-	Hardware bag	10522112		1				
-	Hardware bag	22113				1		
-	Hardware bag	10522116			1			
-	Hardware bag	10522117					1	
-	Hardware bag	10522118						1
QUANTITIES PER HARDWARE BAG :								
CC	Screw - stainless steel - 1/2" #10	99-0068	35	50	50	60	60	90
DD	Screw - stainless steel - 1" #10	99-0070	20	30	30	40	40	55
EE	Screw - SS - self tapping - #12x3/4	99-0123	26	40	40	55	55	85
FF	Screw - stainless steel - 1/2" x 5/16 - 18	99-0026	16	18	24	36	32	48
HH	Bolt - 5" x 5/16 - 18	99-0073	8	12	12	16	16	24
II	Bolt - 5 1/2" x 1/4 - 20	2PCB520	4	6	6	8	8	12
JJ	Nut - 5/16 - 18	99-0027	24	30	36	52	48	72
KK	Flange Nut - 1/4 - 20	2FGS422	4	6	6	8	8	12
LL	Flat Washer - #10 x 5/8	FW10X58S	20	30	30	40	40	55

Index #	Description	Part #	1220	1224	1526	1530	1833	1840
-	Hardware bag	16720	1	1	1	2	2	3
-	Hardware bag	16722		1	1			
QUANTITIES PER HARDWARE BAG :								
HH	Bolt - 5" x 5/16 - 18	99-0073	32	48	48	64	64	96
JJ	Nut - 5/16 - 18	99-0027	32	48	48	64	64	96
MM	Washer 3 holes	16663	8	16	16	16	16	24

Index #	Description	Part #	1220	1224	1526	1530	1833	1840
-	Hardware bag for wall	1050000R54	1	1	1	1	1	1
QUANTITIES PER HARDWARE BAG :								
	Bolt - 1/4"-20 x 7/8"	B14X20X78	49	49	49	49	49	49
	Flange Nut - 1/4 - 20	2FGS422	49	49	49	49	49	49